

QUICKSTART GUIDE



Top View

What's In The Box:

- A** 1 ICG-150
- B** 2 4G LTE antennas
- C** 1 WiFi antenna
- D** 1 12V 1A power supply
- 1 5ft Ethernet cable*
- Mounting bracket kit*

*Not pictured



Your ICG-150, out of the box



Front View

A LED indicators


B Reset button

C Dual SIM card slots



Your ICG-150, out of the box

- A** Primary cellular antenna connector
- B** Diversity cellular antenna connector
- C** WAN/LAN ports 1 and 2
- D** Power supply
- E** Wi-Fi antenna connector



Back View

ICG-150 LED indicator guide

No Power

Power



Status



Cellular



Signal



WiFi



Fault

Power



Status



Cellular



Signal



WiFi



SIM Failure

Power



Status



Cellular



Signal



WiFi



Connecting

Power



Status



Cellular



Signal



WiFi



Connected

Power



Status



Cellular



Signal



WiFi




RED - Signal values 0~10
YELLOW - Signal values 11~20
GREEN - Signal values 21~30

FAST BLINK - AP Mode
RANDOM BLINK - Client Mode
OFF - Wi-Fi Off

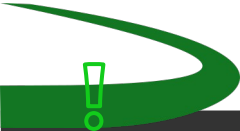


Connecting your ICG-150

- 1 Carefully screw all three antennas into the rear of the system. Make sure to connect the 4G antennas to the ports labeled Cellular1 and Cellular2. Connect the WiFi antenna to the terminal labeled Wi-Fi. *Finger tighten only!*
- 2 Plug the power cable into a standard outlet and plug the other side into the port on the rear of the ICG-150.
- 3 Watch the LEDs to verify that you successfully connect to the Internet! This process can take 30-60 seconds and should result in a solid light for 3G/4G.
- 4 Connect your Internet connected devices using the WiFi name and password on the bottom label or connect directly via Ethernet. You should now have Internet for any of your connected devices.
- 5 Create a Remote Management Portal account at rmp.intwineconnect.com. Register your system and create your notifications!



For more information, including advanced configurations and mounting instructions, see the complete ICG-150 User's Guide at www.intwineconnect.com



CERTIFICATIONS, LICENSES, AND WARNINGS

This Quick Start Guide contains safety, handling, disposal, regulatory, trademark, copyright, and software licensing information. Read all safety information below and operating instructions before using the ICG-150 device to avoid injury.

FEDERAL COMMUNICATION COMMISSION INTERFERENCE STATEMENT

FCC CAUTION: Any changes or modifications not expressly approved by the party responsible for compliance could void the user's authority to operate this equipment. This equipment has been tested and found to comply with the limits for a Class B digital device, pursuant to Part 15 of FCC Rules. These limits are designed to provide reasonable protection against such interference in a residential installation.

This equipment generates, uses, and can radiate radio frequency energy and, if not installed and used in accordance with the instructions provided by Intwine Connect, may cause harmful interference to radio communications. This device must accept any interference received, including interference that may cause undesired operations. However, there is no guarantee that interference will not occur in a particular installation.

If this equipment does cause harmful interference to radio or television reception, which can be determined by turning the equipment off and on, the user is encouraged to try to correct the interference by using one or more of the following measures:

- Reorient or relocate the receiving antenna.
- Increase the separation between the equipment and receiver.
- Connect the equipment into an outlet on a circuit different from that to which the receiver is connected.
- Consult the dealer or an experienced radio or television technician for help.

Changes or modifications not expressly approved by Intwine Connect, LLC could void the user's authority to operate the product.

RADIATION EXPOSURE STATEMENT: This equipment complies with FCC radiation exposure limits set forth for an uncontrolled environment. End users must follow the specific operating instructions for satisfying RF exposure compliance.

To maintain compliance with FCC RF exposure compliance requirements, please follow operation instruction as documented in this manual.

SAFETY AND HAZARDS - Under no circumstances should the ICG-150 device be used in any areas: (a) where explosives are being used; (b) where explosive atmospheres may be present; or (c) that are proximate to any equipment which may be susceptible to any form.



CERTIFICATIONS, LICENSES, AND WARNINGS

SAFETY AND HAZARDS - Under no circumstances should the ICG-150 device be used in any areas: (a) where explosives are being used ; (b) where explosive atmospheres may be present; or (c) that are proximate to any equipment which may be susceptible to any form of radio interference where such interference would result in harm of any kind. In such areas, the ICG-150 device **MUST BE POWERED OFF AT ALL TIMES** (since the device otherwise could transmit signals that might interfere with such equipment)

NOTE – The ICG-150 was not designed for safe in-vehicle use and, as such, it should not be used in any moving vehicle by the operator. In some jurisdictions, use of the ICG-150 device while driving or operating a vehicle constitutes a civil and/ or criminal offense.

OPEN SOURCE SOFTWARE - This product contains software distributed under one or more of the following open source licenses: GNU General Public License Version 2, BSD License, and PSF License Agreement for Python 2.7. For more information on this software, including licensing terms and your rights to access source code, contact Intwine at info@intwineconnect.com.

WARRANTY INFORMATION - Intwine warrants this product against defects in materials and workmanship to the original purchaser (or the first purchaser in the case of resale by an authorized distributor) for a period of one (1) year from the date of shipment. This warranty is limited to a repair or replacement of the product, at Intwine's discretion as purchaser's sole and exclusive remedy. Intwine does not warrant that the operation of the device will meet your requirements or be error free. Within thirty (30) days of receipt should the product fail for any reason other than damage due to customer negligence, purchaser may return the product to the point of purchase for a full refund of the purchase price. If the purchaser wishes to upgrade or convert to another Intwine product within the thirty (30) day period, purchaser may return the product and apply the full purchase price toward the purchase of another Intwine product. Any other return will be subject to Intwine's existing return policy.

RSS-GEN COMPLIANCE - This device complies with RSS-GEN of the Industry Canada Rules. Operation is subject to the following two conditions: (1) This device may not cause harmful interference, and (2) this device must accept any interference received, including interference that may cause undesired operation.

Ce dispositif est conforme à la norme CNR-GEN d'Industrie Canada applicable aux appareils radio exempts de licence. Son fonctionnement est sujet aux deux conditions suivantes: (1) le dispositif ne doit pas produire de brouillage préjudiciable, et (2) ce dispositif doit accepter tout brouillage reçu, y compris un brouillage susceptible de provoquer un fonctionnement indésirable.

This radio transmitter has been approved by Industry Canada to operate with the antenna types listed below with the maximum permissible gain and required antenna impedance are strictly prohibited for use with this device.



For more information go to www.intwineconnect.com

CERTIFICATIONS, LICENSES, AND WARNINGS

Le présent émetteur radio a été approuvé par Industrie Canada pour fonctionner avec les types d'antenne énumérés ci-dessous et ayant un gain admissible maximal et l'impédance requise pour chaque type d'antenne. Les types d'antenne non inclus dans cette liste, ou dont le gain est supérieur au gain maximal indiqué, sont strictement interdits pour l'exploitation de l'émetteur.

LIMITATION OF INTWINE LIABILITY - The information contained in this Quick Start Guide is subject to change without notice and does not represent any commitment on the part of Intwine or its affiliates. INTWINE AND ITS AFFILIATES HEREBY SPECIFICALLY DISCLAIM LIABILITY FOR ANY AND ALL: (A) DIRECT, INDIRECT, SPECIAL, GENERAL, INCIDENTAL, CONSEQUENTIAL, PUNITIVE OR EXEMPLARY DAMAGES, INCLUDING WITHOUT LIMITATION FOR LOSS OF PROFITS OR REVENUE OR OF ANTICIPATED PROFITS OR REVENUE ARISING OUT OF THE USE OR INABILITY TO USE THE DEVICE, EVEN IF INTWINE AND/OR ITS AFFILIATES HAVE BEEN ADVISED OF THE POSSIBILITY OF SUCH DAMAGES, AND EVEN IF SUCH DAMAGES ARE FORESEEABLE; OR (B) CLAIMS BY ANY THIRD PARTY.

Notwithstanding the foregoing, in no event shall the aggregate liability of Intwine and/or its affiliates arising under or in connection with the device, regardless of the number of events, occurrences, or claims giving rise to liability, exceed the price paid by the original purchaser of the device.

PRIVACY - Intwine collects general data pertaining to the use of Intwine products via the Internet including, by way of example, IP address, device ID, operating system, browser type and version number, etc. For more information, contact Intwine at info@intwineconnect.com.

OTHER BINDING DOCUMENTS; TRADEMARKS; COPYRIGHT - By activating or using your ICG-150 device, you agree to be bound by Intwine's Terms of Use, User License and other Legal Policies. For more information, contact Intwine at info@intwineconnect.com

© 2022 Intwine Connect, LLC. All rights reserved. Intwine is not responsible for omissions or errors in typography or photography. Intwine, ICG-150 and the Intwine logo are trademarks of Intwine Connect, LLC in the US and other countries. Other trademarks are property of their respective owners.

For a complete list of warnings, warranties, and other useful information about your ICG-150, please visit www.intwineconnect.com

Copyright ©2022, Intwine Connect, LLC.
8401 Chagrin Rd. Suite 10A
Chagrin Falls, OH. 44023
(216)314-2922
www.intwineconnect.com